

- + INDEPENDENCE
- + SAFETY
- + MOBILITY



ACCESS RAMPS

Bespoke fixed or mobile solutions to overcome architectural barriers, even in unusual architectural settings.



WM SYSTEM is specialized in the design and construction of bespoke access ramps to overcome architectural barriers. Our goal is to create environments without barriers day after day, to help people with different mobility needs.

From the design stage to installation

WM System handles the entire process from start to finish, entirely independently. From the initial site inspection, to design and installation of the ramp. Knowing the height difference to overcome is essential in order to help clients make the best choice, between MOBILE ACCESS RAMPS and FIXED ACCESS RAMPS.

Quality and certification

Special attention has been devoted to the all-Italian styling and quality. All our ramps are produced entirely in Italy, using an Italian product supply chain. In addition to our 24-month warranty all our ramps are in compliance with Italian ministerial decree no. 236 D.M. 14.6.89 on ramps to remove architectural barriers. We also provide self-certification of conformity.

WHY CHOOSE OUR RAMPS



**BESPOKE
SOLUTIONS**



**100% ITALIAN
PRODUCTION**



**CERTIFIED
PRODUCTS**



**2 YEAR
WARRANTY**

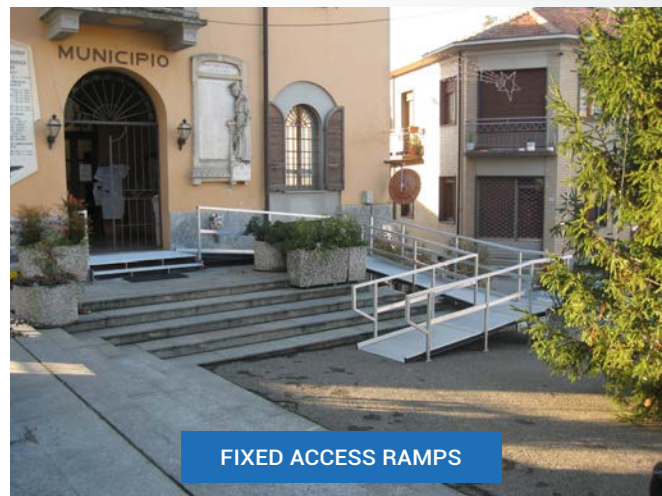




**FAST DELIVERY
TIMES**

**A COMPREHENSIVE
RANGE OF SOLUTIONS**

ACCESSIBILITY IN ALL SURROUNDINGS

Ramps that comply with the needs of users to maximise personal independence in the home, in hospitals, and in public buildings, also in the presence of complex step-type barriers.



CONTENTS

| | |
|--|-----------|
| FIXED ACCESS RAMPS | 4 |
| MOBILE ACCESS RAMPS | 6 |
| Mobile gangway STYLE ACCESS RAMP | 6 |
| WM MOBILE access ramp | 7 |
| WM TELESCOPIC access ramp | 8 |
| Ramp FOR STEP | 9 |
| RAMPS FOR VEHICLES | 10 |

FIXED ACCESS RAMPS




WM System is specialized in the construction of fixed access ramps in aluminium. Each case is different and each situation calls for optimal configuration of the ramp to ensure it meets the needs of individual users, which is why we produce **bespoke ramps**.

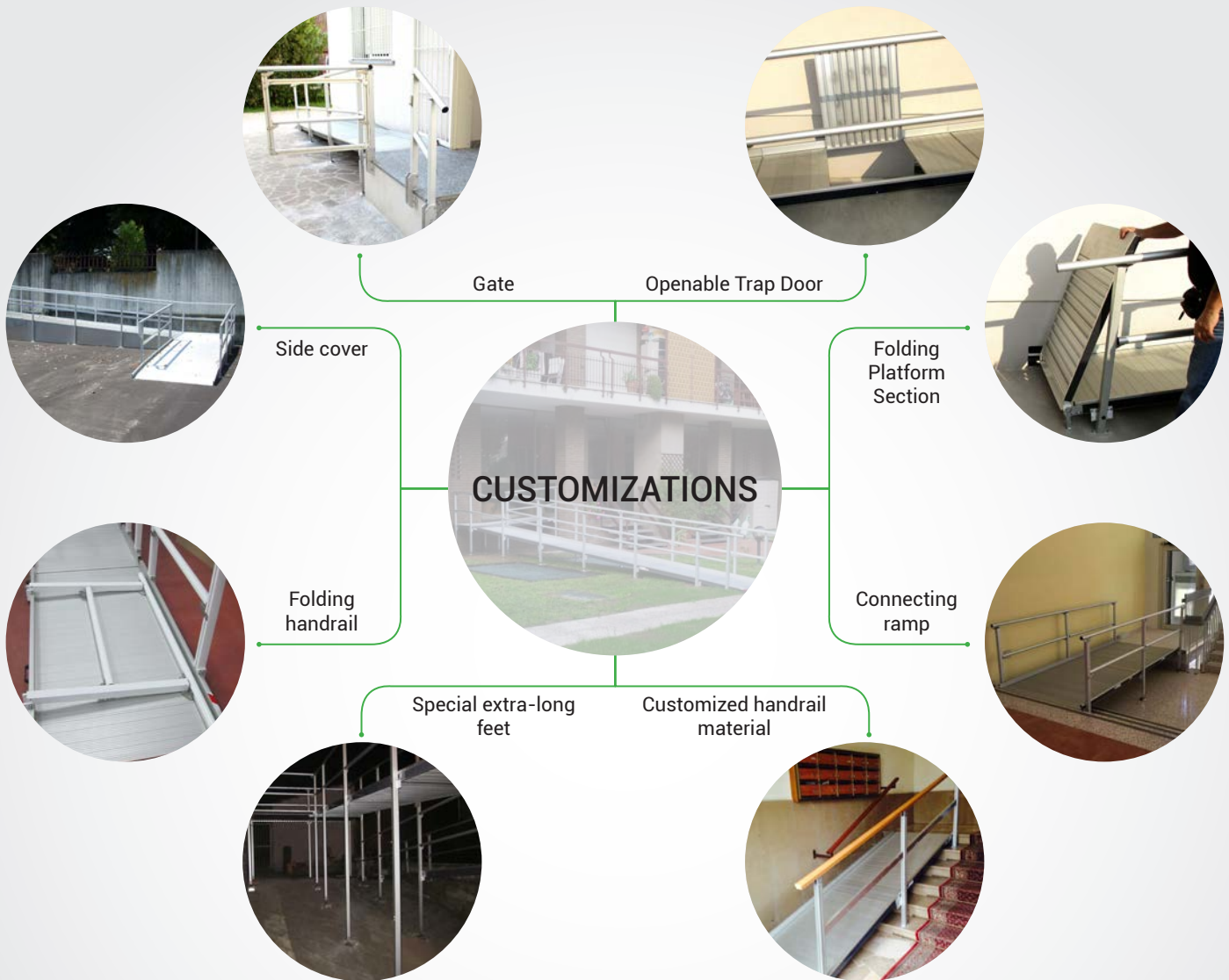
The ramps are versatile and designed to comply with all mobility requirements:

- Constructed entirely in anti-slip anodized aluminium
- Ramp colour silver (other colours on request)
- Round railing and handrail, on both sides of the ramp
- Equipped with adjustable feet. No masonry work is required; the ramp is fixed to the ground with screw anchors, without any negative impact on the structure.
- Thanks to the modular system, the ramp configuration is designed for the specific site

CHARACTERISTICS:

- Ramp width & length are customizable: Recommended width: 90 cm and length as required to ensure a slope of less than 8%
- Equipped with safety foot barrier (h. 6 cm)
- Ramp load capacity 400 kg/m²
- Weight 45 kg/m²





BENEFITS OF RAMPS COMPARED TO OTHER ACCESS SYSTEMS

WM System access ramps are a safe and valid solution compared to electrically powered lift systems or purpose-engineered one-off solutions. They also qualify for tax subsidies granted in recognition of the removal of architectural barriers.

- Independent use
- Zero maintenance over time
- Modularity of the structure and customization
- Independence of disabled persons using the ramp
- No periodic inspections required
- No masonry work necessary
- Intuitive and totally safe access
- No need for a permit authorising installation, because of the absence of building works
- Easy removal. The ramps are fixed to the ground with screw anchors
- Suitable for outdoor environments, treated anti-slip weathering-resistant aluminium. Suitable also for indoor use.

MOBILE GANGWAY STYLE ACCESS RAMPS



A mobile gangway style access ramp is a transportable solution, ideal for solving temporary access situations that require a solution for up to 4 steps.

The versatile and portable solution for all mobility requirements. The customer can choose the width and length of the ramp to create a customized product to suit their requirements. **The maximum length is 405 cm.**

The ramp structure is collapsible for easy transportation.

Operation of the removable aluminium ramp is extremely simple and practical; the ramp is positioned next to the steps only at the time of use, otherwise it can be stowed in a garage/under-stair area/lumber room, thus leaving the entrance unobstructed. In addition, the same ramp can be used for different entrances having comparable height differences.

The ramp **does not require any assembly operations** and it is shipped ready for use.



"L" configuration



Optional Handrail



Rest-on step part



Hole for optional fixing



Handling system: 4 feet and 2 wheels

CHARACTERISTICS:

- Anti-slip anodized aluminium
- Adjustable feet and wheels
- Safety edges h. 6 cm
- Load capacity: 400 kg/m²
- Customizable width (from 80 to 120 cm)
- Customizable length (from 230 to 405 cm)
- Weight 40 kg/m²



The main characteristic of the Wm Mobile access ramp is its rest-on design, which means no installation work is required. It is constructed entirely in anti-slip aluminium, strong and suitable for all outdoor and indoor environments.

The special rest-on system is adjustable and features 4 alternative positions for perfect adaptation to different vehicle heights. When not in use, the WM Mobile ramp folds in 2 so it can be easily stowed elsewhere; **the two side caster wheels allow it to be moved with ease**. Thanks to the 2 side handles and 2 wheels, this ramp is exceptionally easy to handle. The ramp is equipped with 5 mm high green safety edges.

CHARACTERISTICS:

- Constructed entirely in aluminium
- Customizable width (from 60 to 100 cm)
- Customizable length (from 150 to 325 cm)
- Load capacity 300 kg/m²
- Equipped with 2 wheels and 2 handles
- With safety edges at sides (5 cm)



TRANSPORT HANDLES



REST-ON SYSTEM



EQUIPPED WITH TWO
CASTER WHEELS

WM TELESCOPIC ACCESS RAMPS



The pair of Wm Telescopic access ramps are a simple solution characterised by practicality and simplicity of use. The pair of ramps, made entirely of perforated anti-slip aluminium with safety edges at the sides, are equipped with side handles for easy transport.

The low weight of the ramp and adjustable rest-on system guarantee ease of use and the ability to adapt to all height differences and surfaces.

The pair of telescopic ramps **occupies minimal space** when not in use.

CHARACTERISTICS:


- Made entirely in perforated aluminium
- Effective width of each ramp 18.5 cm
- 5 lengths available: 150, 200, 225, 250 and 300 cm
- Load capacity of pair 300 kg/m²
- Equipped with stable, safe rest-on system
- With safety edges




LOCKING



HANDLE AND EDGES



PERFORATED
ALUMINIUM



REST-ON SYSTEM



The access ramp for steps is a small rest-on ramp that can negotiate steps of up to 15 cm in height with the greatest of ease.

Suitable for a variety of applications in the home, places of worship, offices, stores, and public or private buildings. **The ramp is self-adjustable and portable.**

To meet all requirements, the ramp is equipped with **2 different positioning systems.**

The first system involves fitting the side brackets, which rest on the top of the step and can be secured, if necessary, by inserting the two screws supplied through the holes provided.

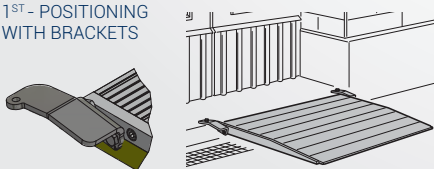
The second system requires installation of the supplied feet, which can be anchored to the ground if required.

CHARACTERISTICS:

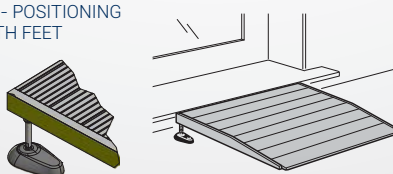
- Constructed entirely in aluminium
- Standard width 90 cm
- Standard lengths available: 50 and 65 cm
- Load capacity 500 kg/m²
- Weight 9 and 11 kg
- 2 different adjustable positioning systems



1ST - POSITIONING WITH BRACKETS



2ND - POSITIONING WITH FEET



RAMPS FOR VEHICLES




We produce a complete range of passenger transport ramps suitable for all kinds of vehicle. The ramps are suitable for all types of wheelchair, both electric and manual. The extensive range of models guarantees optimal solutions for passenger transport. **All the ramps are constructed in anti-slip aluminium and can be removed from the vehicle.** These solutions incorporate effective technological systems designed to facilitate deployment and locking during transport. **The lightweight construction and practicality of use ensure excellent versatility.** Each ramp is equipped with safety edges at the sides that prevent wheels from rolling off the ramp.


CHARACTERISTICS:

- Widths & Length (Max 325 cm) customizable
- Constructed entirely in anti-slip aluminium
- With safety edges
- Practical and easy to remove from the vehicle
- Equipped with mobile contact flap to connect to the floor of the vehicle
- Lightweight for handling
- Equipped with wheels to facilitate ramp deployment and closing
- Load capacity from 250 to 400 kg
- We offer external swivelling as an optional
- Our innovative deployment system with side slide, which leaves vehicle access unhindered, is also available on request.
- We also have an extension kit which allows the addition of a third piece to the ramp for even easier ascent.


SELECT THE ANTI-SLIP PLATFORM BEST SUITED TO YOUR NEEDS:



ALUMINIUM | 400 KG



MESH | 300 KG



PERFORATED | 300 KG



RELIEF SURFACE | 250 KG



MADE IN ITALY



CERTIFICATE
OF ORIGIN
PROVIDED



2 YEAR
WARRANTY



IN COMPLIANCE WITH
ITALIAN MINISTERIAL
DECREE N.236

SERVICE & FLEXIBILITY

WM System has made customer service and production flexibility two of its cardinal points:

- All our solutions are **BESPOKE** and created to satisfy a specific requirement
- Team of experts ready to offer **ADVICE**
- **COMPLETE SERVICE**: ramp design, construction and installation
- **ON SITE INSTALLATION**, our experienced engineers can handle the installation procedures if requested, with operations generally completed within the space of a single day, throughout Italy.
- Products made **ENTIRELY IN ITALY** using Italian suppliers
- **QUOTATION IN 24 HOURS**
- **FAST DELIVERY TIMES** (15-20 working days)
- **AFTER-SALES SERVICE**
- Product **CERTIFICATION**
- **2 YEAR WARRANTY**

CREATING AN ACCESSIBLE WORLD



WM SYSTEM S.r.l.
BUSINESS PREMISES - Via Campogrande 94/96
REGISTERED OFFICE - Via 2 Giugno,5
42047 ROLO (Reggio Emilia)_ITALY
Tel. +39 0522 665664 - Fax +39 0522 660327 - info@wmsystem.com

www.wmsystem.com

